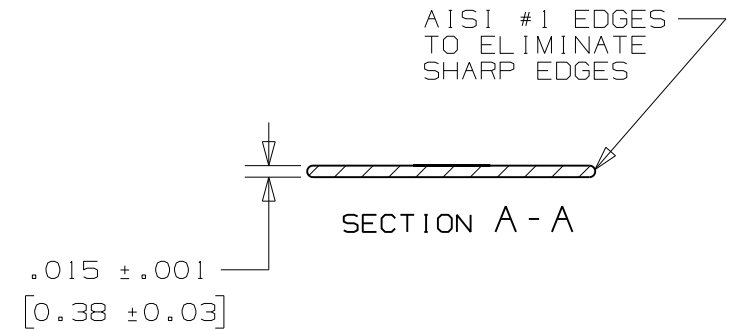
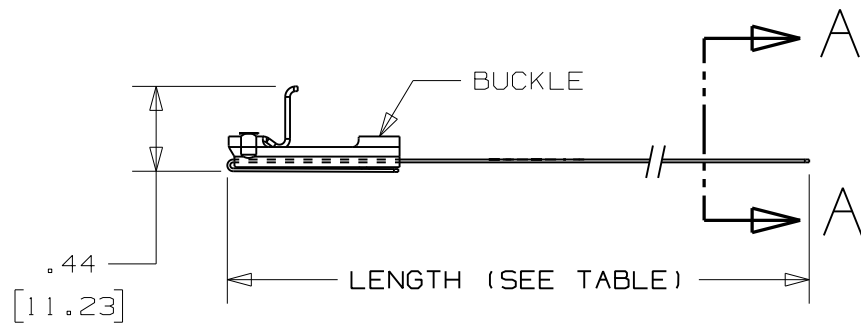
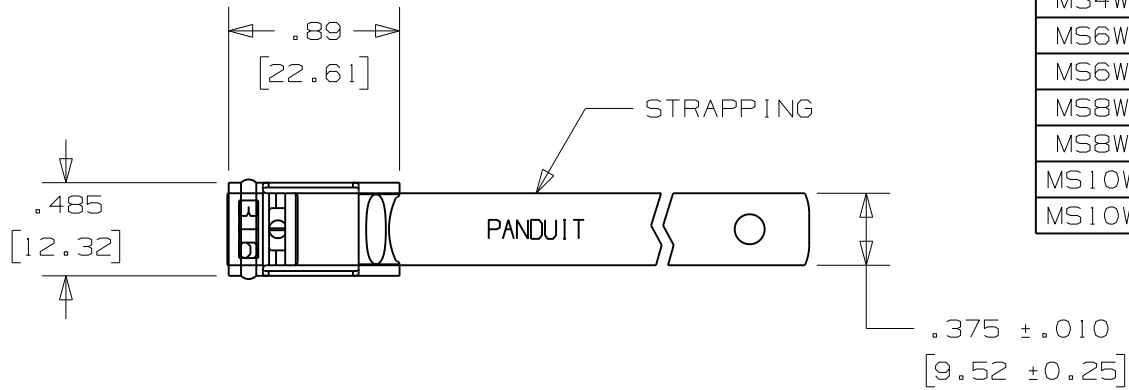


THIS COPY IS PROVIDED ON A RESTRICTED BASIS AND IS NOT TO BE USED IN ANY WAY DETRIMENTAL TO THE INTERESTS OF PANDUIT CORP.

PART NO.	MATERIAL	MAX. BUNDLE DIA [mm]	LENGTH ±.1 [2]
MS2W38T15-L4	304	2" [51]	11.8" [300]
MS2W38T15-L6	316		
MS4W38T15-L4	304	4" [102]	18.0" [457]
MS4W38T15-L6	316		
MS6W38T15-L4	304	6" [152]	24.4" [620]
MS6W38T15-L6	316		
MS8W38T15-L4	304	8" [203]	30.7" [780]
MS8W38T15-L6	316		
MS10W38T15-L4	304	10" [254]	37.0" [940]
MS10W38T15-L6	316		



- NOTES: 1. APPLICATION TOOLS: BT2MS75, BT2HT
 2. ALL DIMENSIONS IN BRACKETS [] ARE MILLIMETERS.
 3. FOR MATERIAL SEE TABLE.
 4. TOLERANCES (UNLESS OTHERWISE SPECIFIED):
 .X ± .03 [.8]
 .XX ± .02 [.5]
 .XXX ± .01 [.25]

N41150BS_DC/02A

02A	10/08	JAMB	SKB	ORIG CAD FILE SPEC WAS S41150_02. NOTE 1: APPLICATION TOOL BT1HT REPLACED BY BT2HT			
02	11/06	MIM	SKB	#1 BODY EDGE WAS A #5 BODY EDGE	SS00263	CCH	JJB
01	3/04	BRH	EJD	CHANGED TO .44, WAS .45	11500	CCH	JJB
00	9/03	BRH	EJD	RELEASED	11155	CCH	JJB
REV	DATE	BY	CHK	DESCRIPTION	ECN #	PM	CUST

PANDUIT

CORP.

TINLEY PARK, ILLINOIS

METAL STRAPPING
 .375 [9.52] WIDE
 CUSTOMER DRAWING

DRAWN BY BRH	CHK'D EJD	SCALE FULL	DRAWING NO. N41150BS_DC
-----------------	--------------	---------------	----------------------------